

BMW
GROUP



VEHICLE FOOTPRINT.

Life cycle assessment of the BMW iX xDrive45 with a validation by TÜV Rheinland and further information on its environmental and social impact. Data for a selected vehicle at the time of start of production in March 2025. Images in this report are for illustrative purposes.

CHANGE BEGINS WITH TRANSPARENCY.

But how can I find out the environmental footprint of a vehicle? The BMW Vehicle Footprint is the answer. Four key sustainability criteria and an extensive German Technical Inspection Agency-verified life-cycle assessment (LCA) can provide you with a comprehensive picture. Clearly and transparently. Helping you to make an informed decision.



Climate impact.
Because we look at things in detail – emissions throughout the entire life-cycle.

Every vehicle leaves behind a CO₂e footprint throughout its life-cycle. This life-cycle includes the procurement, production, use and recycling or disposal of raw materials and other materials. CO₂ equivalents (CO₂e) are a unit of measurement to standardise the climate impact of different greenhouse gases, such as methane. Emissions generated along the supply chain, by transport logistics and upstream energy provision, are reported as CO₂e. Electricity produced from regenerative in-house generation systems, direct supply contracts and certified proof of origin are all taken into account when allowing for electricity from renewable energy sources.




Efficiency.
Because less is more – measures with regard to consumption and range.

BMW EfficientDynamics has been synonymous with innovative consumption and range improvement solutions for generations of vehicles. Key factors affecting greater driving enjoyment coupled with lower consumption and longer range include lightweight construction through the use of an optimised material mix. Moreover, favourable aerodynamic properties increase efficiency. These factors optimise the consumption and also have a positive impact on range. But you, the driver, as ever, are also a crucial influencing factor. You can save energy through an efficient driving style, depending on the route and traffic situation.



Circularity.
Because recycling is just better – conserving resources through the use of recycled materials.

RE:THINK, RE:DUCE, RE:USE, RE:CYCLE. We adhere to these principles of circularity in order to conserve natural resources and retain high-quality materials in circulation over the long term. We therefore use secondary materials in new components. In addition, we are also increasing the recyclability of components through the design process and in product development.



Supply chain.
Because it matters to us – environmental and social requirements in the supply chain.

Social responsibility within the company and along the supply chain plays a key role for the BMW Group. For years, we have aspired to respect human rights and applicable environmental standards along the global supply chain of our vehicles. To achieve this, we rely on collaboration. In doing so, we employ on a catalogue of measures and the dovetailing of training courses, contractual agreements, certification and testing by means of questionnaires and audits. We determine specific need for action through regular risk analysis, enabling us to identify raw materials whose procurement and processing involve increased risks on people and the environment.

TABLE OF CONTENTS.



| Page | Contents |
|------|--|
| 04 | 1. Product information on the vehicle in the life cycle assessment |
| 05 | 2. Life cycle assessment |
| 08 | 2.1. Materials used in the vehicle |
| 09 | 2.2. CO ₂ equivalents over the life cycle |
| 10 | 2.3. Measures for reducing CO ₂ equivalents |
| 11 | 2.4. Further environmental impact categories |
| 12 | 3. Production and water demand |
| 13 | 4. Recycling options at the end of the life cycle |
| 14 | 5. Social responsibility in the supply chain |
| 15 | 6. Evaluation and conclusion |

1. PRODUCT INFORMATION ON THE VEHICLE IN THE LIFE CYCLE ASSESSMENT.

Technical details of the vehicle in the life cycle assessment

BMW iX xDrive45

| | |
|--|--------------------|
| Powertrain type | Electric |
| Transmission | 1-speed, automatic |
| Drive type | All-wheel drive |
| Power in kW (hp) | 300 (408) |
| Maximum speed in km/h | 200 |
| Battery capacity (gross/net) in kWh | 100.6 / 94.8 |
| Vehicle weight in kg | 2,485 |
| Energy consumption, combined WLTP in kWh/100 km (mls/kWh) ¹ | 18.8 (3.3) |
| CO ₂ emissions, combined WLTP in g/km | 0 |

¹The stated fuel consumption and CO₂ figures were determined according to the prescribed measuring procedure of the WLTP (Worldwide harmonised Light vehicles Test Procedure) cycle in accordance with Regulation (EC) No. 715/2007 and Regulation (EU) 2017/1151. The specifications always refer to a vehicle with basic equipment. Any added optional equipment that is supplied by the manufacturer to replace parts of the basic equipment may increase these values and therefore differ depending on the model and motorisation. In addition, retrofitted optional equipment and accessories can change relevant vehicle parameters such as weight, rolling resistance and aerodynamics, resulting in deviating consumption values and CO₂ emissions. Values other than the values stated here may therefore apply for the assessment of taxes and other vehicle-related duties (also) based on CO₂ emissions. The figures therefore do not refer to the specific vehicle, and do not form an integral part of the offer, but are provided solely for comparison purposes between the different types of vehicle. Further information on the WLTP measurement procedure can be found at: <https://www.bmw.com/en/innovation/wltp.html>.

A battery electric vehicle requires mains electricity for charging. Whilst we recommend the battery for this vehicle is charged to 80 % to help optimise the health and life of your battery, the electric range figure shown is the WLTP figure after the battery had been fully charged to 100 %. WLTP figures are shown for comparability purposes. Only compare fuel consumption, CO₂ and electric range figures with other cars tested to the same technical procedures. These figures may not reflect real life driving results, which will depend upon a number of factors including the starting charge of the battery, accessories fitted (post registration), variations in weather, driving styles and vehicle load.

The BMW iX xDrive45 has established a combination of sportiness with progressive elegance.

The way we handle resources plays a key role for the BMW Group. In this process, we wish to continue using raw materials in line with the principles of the circular economy.

The high-voltage battery cells, for example, consist of approx. 12 % secondary material. Approximately 50 % of the nickel in the cells consists of secondary material and 100 % of the cobalt. The roof outer skin is made of approx. 40 % secondary aluminium. Plastics in rear trim contain approx. 50 % secondary material. Based on the overall vehicle the BMW iX xDrive45 has a calculated secondary raw material content of approx. 21%. These values have been calculated for the selected vehicle in the lifecycle assessment at the start of production of the new vehicle generation in 2025 based on specific supplier records as well as on average industry values and also include production residues.

The new edition features an increase in driving performance combined with significantly extended range.

2. LIFE CYCLE ASSESSMENT.

Think long term and act with the customer in mind. These are the fundamental objectives of the BMW Group and firmly anchored in our corporate strategy. Part of our product responsibility includes: evaluating the environmental, economic and social impact of the BMW Group. With the help of a life cycle assessment, we can look at the entire life cycle of a vehicle and its components.

What is a Life Cycle assessment?

A Life Cycle assessment means looking at the three elements of the car:

- production of the vehicle
- the use phase, or driving phase
- the end of life, how the car can be recycled

This transparency means that in the development phase of a vehicle for example, potential measures to reduce the environmental impact can be identified and incorporated into product development decisions at an early stage.

What Criteria are we using?

The comparable presentation of results and process applications is particular challenging for complex products such as vehicles. We are using the WLTP (Worldwide harmonised Light Vehicles Test Procedure) which gives a representation of fuel consumption, electricity consumption and CO₂ figures for comparison purposes.

For the use phase of the vehicle WLTP consumption values are used over a total nominal distance covered of 200.000 km (approx. 125.000 mls).

Then, using LCA for experts 10 Software Programme and Database from Sphera, specific supplier records are added to quantify the environmental impact of the supply chain and vehicle production. Specific supplier records include the proportion of secondary raw materials and the use of renewable energies as at the start of production of the new vehicle generation. It's an industry standard system, and unless otherwise specified, all emission factors used are taken from the software.

Who verifies this data?

External experts, TÜV Rheinland Energy & Environment GmbH, have verified compliance with the ISO 14040/44 standard.

The CML-2001 method is used for the life cycle assessment of the BMW iX xDrive45, and this method was developed by the Institute of Environmental Sciences at Leiden University in the Netherlands in 2001. This method of impact assessment is used in many life cycle assessments in the automotive industry. It's aim is to quantitatively map as many material and energy flows as possible between the environment and the product system in the life cycle.



VALIDATION OF THE LIFE CYCLE ASSESSMENT.



Validation

TÜV Rheinland Energy & Environment GmbH confirms that a critical review of the life cycle assessment (LCA) study of **BMW AG, Petuelring 130, 80788 München** for the following passenger car:

BMW iX xDrive45 – model year 2025

was performed.

Proof has been provided that the requirements of the international standards

- ISO 14040:2006 + A1:2020: Environmental management – life cycle assessment – principles and framework and guidelines
- ISO 14044:2006 + A1:2018 + A2:2020: Environmental management – life cycle assessment – requirements and guidelines
- ISO/TS 14071:2014: Environmental management – life cycle assessment – critical review processes and reviewer competencies: additional requirements and guidelines to ISO 14044

are fulfilled.

Results:

- The LCA study was carried out according to the international standards ISO 14040:2006 + A1:2020 and ISO 14044:2006 + A1:2018 + A2:2020. The methods used and the modelling of the product system correspond to the state of the art. They are suitable to fulfill the goals stated in the study. The report is comprehensive and provides a transparent description of the framework of the LCA study.
- The assumptions used in the LCA study especially the energy consumption in the Use-Phase were verified and discussed.
- The assessed samples of data and environmental information included in the LCA study are plausible.

Review process and level of detail:

Verification of input data and environmental information as well as the check of the LCA process was performed in course of a critical data review. The data review considered the following aspects:

- Check of the applied methods and the product model,
- Inspection of technical documents (e.g. type approval documents, parts lists, supplier information, supplier information on secondary material content, measurement results, etc.) and
- Check of input data (e.g. weights, materials, secondary material content, energy consumption, emissions, etc.).

Cologne, 06th March 2025



Norbert Heidelmann
Department Manager for Carbon and Energy Services



Jocelyn Sobiech
Sustainability Expert

Responsibilities:

Sole liability for the content of the LCA rests with BMW AG. TÜV Rheinland Energy & Environment GmbH was commissioned to review said LCA study for compliance with the methodical requirements, and to verify and validate the correctness and credibility of the information included therein.

2. LIFE CYCLE ASSESSMENT.

The system boundary of the life cycle assessment (LCA) is shown in Figure 1 and ranges from the extraction of raw materials to the production of materials and components, logistics and the use phase to recycling at the end of the vehicle's service life.

Production residues from manufacturing processes are also taken into account. This includes, for example, stamping residues from the production of steel and aluminium components. The impact of the manufacture of tools and the construction of production facilities are not included in this LCA.

For the use phase, publicly available data records for european electricity mixes at the start of production of the new model generation are used for the electricity supply. The scope of the study does not include the maintenance, high-voltage battery replacement or any service of the vehicles.

The recoverability (end-of-life) is mapped as part of the LCA using the standard processes of drainage and disassembly in accordance with the End-of-Life vehicles directive (2000/53/EC), as well as the separation of metal in the shredding process and the energy recovery of non-metallic components (shredder light fraction). No eco-credits are issued for secondary raw materials produced and energy recovery. Only the efforts and emissions of the recycling processes are taken into account. The dismantling of the component was set as the system boundary for the recycling of the high-voltage battery and no further credit was issued.

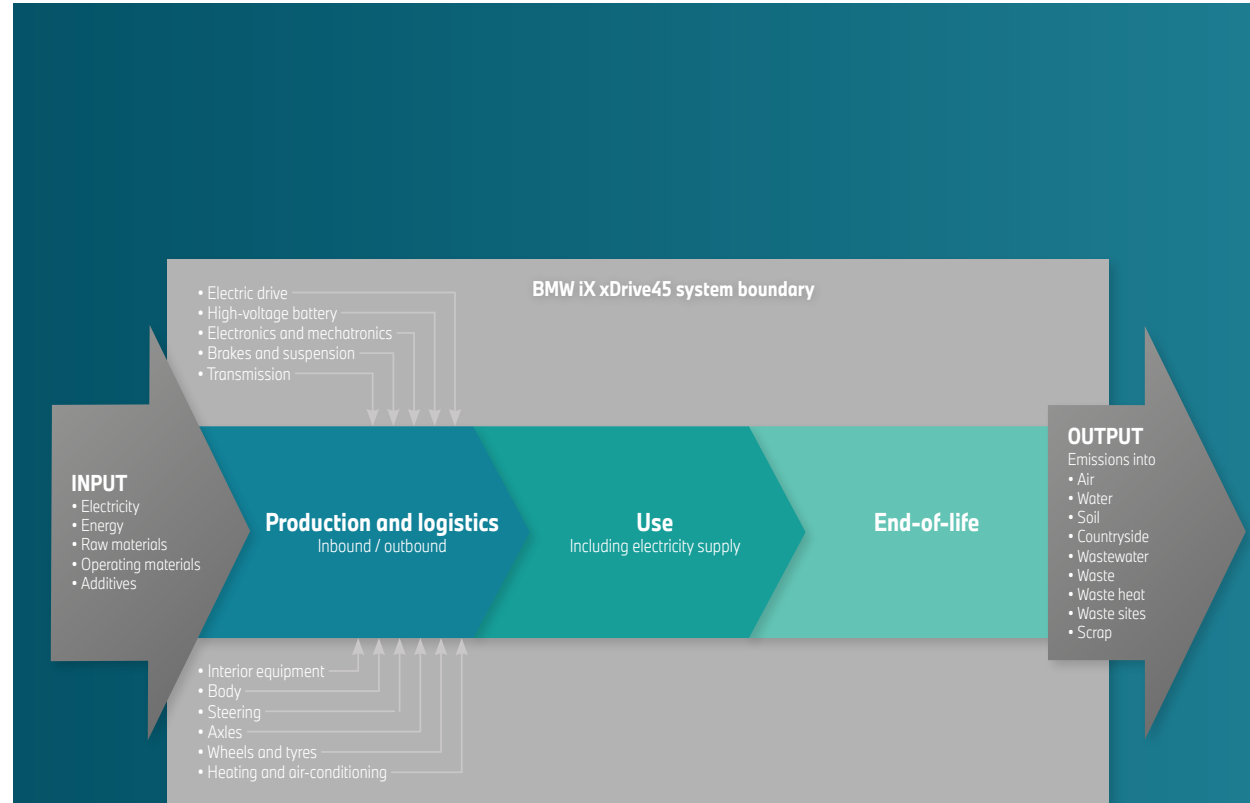


Fig. 1: BMW iX xDrive45 life cycle assessment system boundary

2.1. MATERIALS USED IN THE VEHICLE.

Product-related data, such as component and material specifications, piece quantities, manufacturing and logistics efforts, etc., is primary data collected by the BMW Group.

For the LCA, the weight is taken as the "mass in a drive-ready state without a driver or luggage plus artificial leather upholstery". This weight is mapped through a derivation of the vehicle's components and their material composition from a vehicle-specific parts list.

Figure 2 shows the material composition of the BMW iX xDrive45.

The weight of the BMW iX xDrive45 is composed of 27.0% steel and ferrous metals and 30.0% light alloys, particularly aluminium. The material group of polymers also has a large share with 19.0%. The cells, including the electrolyte of the high-voltage battery, make up 15.0% of the weight. Their cell chemistry represents the latest generation of lithium-ion batteries. Other materials make up 3.0%. Non-ferrous metals are 3.6%. Process polymers account for 1.4%. Operating materials are around 1.5%. They are composed of oils, coolant and brake fluid, as well as refrigerant and washer water. Special metals such as tin have a share of well below 1%.

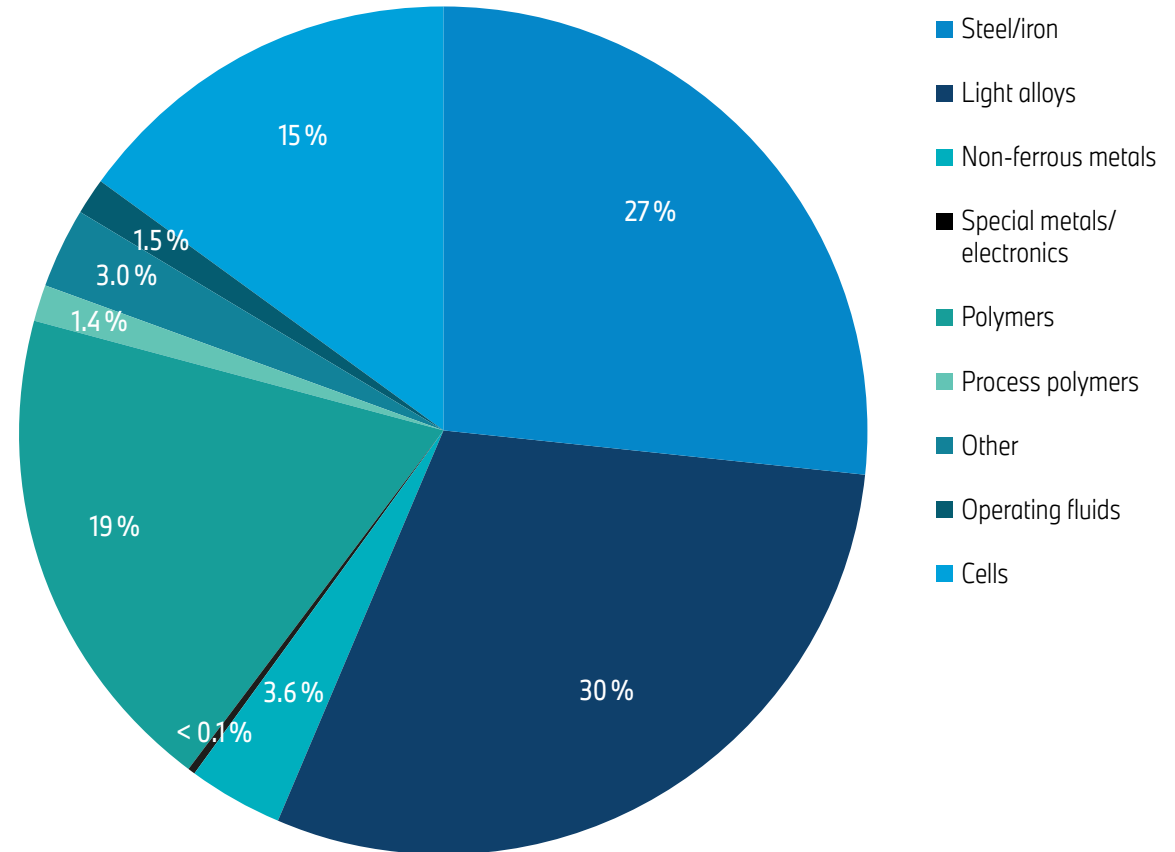


Fig. 2: Material composition of the BMW iX xDrive45 at the start of production. The specified values may contain rounding differences.

2.2. CO₂ EQUIVALENTS OVER THE LIFE CYCLE.

CO₂ equivalents [CO₂e] of the BMW iX xDrive45 over its life cycle

European electricity mix in the use phase



Electricity from renewable energy sources in the use phase

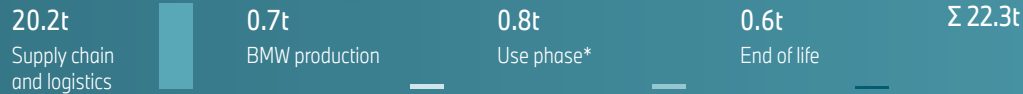


Fig. 3: The total amount of carbon dioxide (CO₂) and other greenhouse gas emissions such as methane or nitrogen oxide are taken into account. CO₂ equivalents (CO₂e) are a unit of measurement used to standardise the climate impact of different greenhouse gases. The crediting of electricity from renewable energy sources includes both electricity from renewable in-house-generation plants and direct supply contracts as well as certified guarantees of origin. Offsetting measures are not taken into account.

* Consumption data based on WLTP best-case value plus a segment-specific average mark-up for optional equipment in accordance with registrations in 2024 in EU27 (+UK, CH).

This life cycle assessment (LCA) considers the CO₂ equivalents of a product over its entire life cycle. In order to assess the climate impact, greenhouse gas emissions associated with the raw material supply chain, transport logistics and production, the use and recycling or disposal of the product are included. The Global Warming Potential (GWP) evaluation is currently the main focus in the automotive sector.

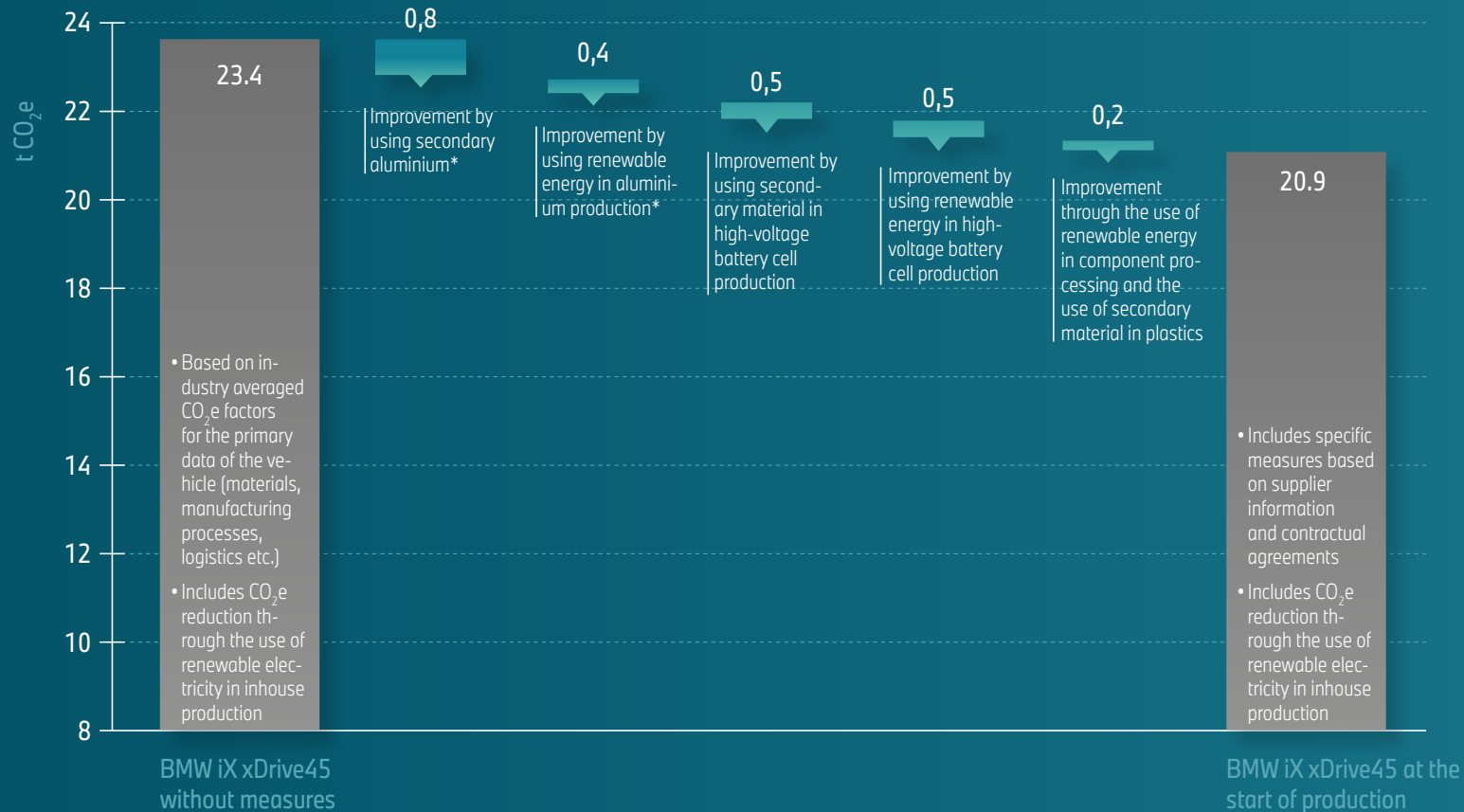
Figure 3 shows the CO₂ equivalents of the BMW iX xDrive45 over its life cycle and the impact of using 100% renewable energy in the usage phase.

The BMW iX xDrive45 tested for this life cycle assessment is handed over to customers with 20.9t CO₂e. Inbound and outbound logistics account for 0.5t of this. Inbound logistics includes all transportation of goods from suppliers to the production sites and intra-plant transport. The outbound transport logistics from the factory to the global markets is determined on the basis of forecasted volume plans.

The use phase for the BMW iX xDrive45 is based on WLTP consumption and a total distance covered of 200,000 km (approx. 125,000 mls).

How the electricity used is generated significantly influences the climate impact of the vehicle. Based on the generated European electricity (local or regional electricity mixes might differ), this amounts to 11.4t of CO₂e. When the customer charges the vehicle with electricity from renewable sources, electricity generation contributes only 0.8t to the total life cycle emissions. Due to the inclusion of CO₂e emissions for the production of the energy-generating plants, this value is not equal to zero.

2.3. MEASURES FOR REDUCING CO₂ EQUIVALENTS.



In order to achieve internal sustainability targets, various measures were implemented during the production phase of the BMW iX xDrive45.

Figure 5 shows the measures that contribute to reducing CO₂ equivalents in the manufacturing phase by around 10 % compared to the industry averages according to LCA for Experts 10 Software and Database. The use of renewable energy sources in in-house production was not reported separately as a measure and is already included in the 23.4t of CO₂e.

The inclusion of the measures result in a CO₂e value of 20.9t when the vehicle is handed over to the customer.

The specified values may contain rounding differences.

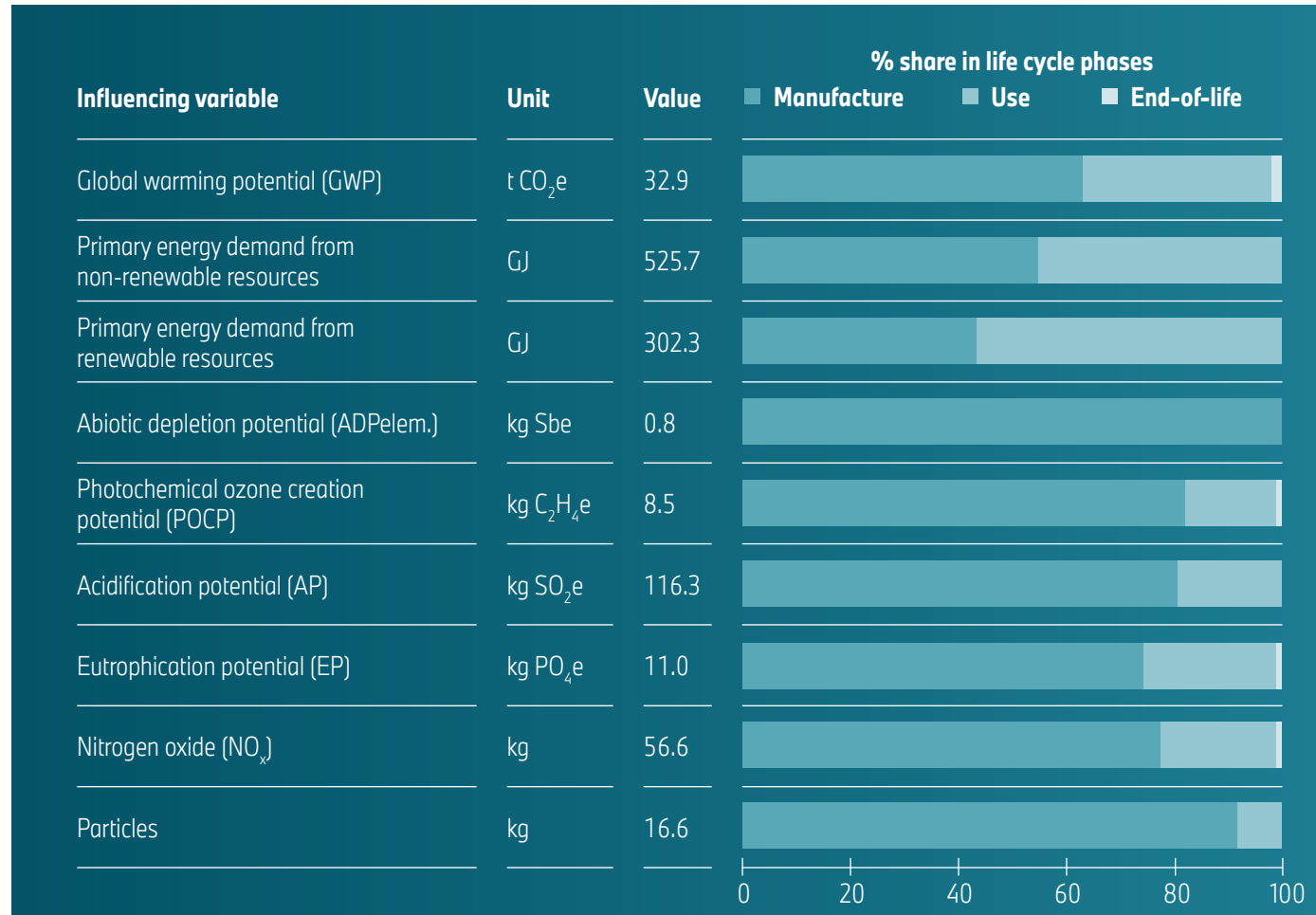
* Drive bearings, wheels, body, motor and transmission components, etc.

Fig. 5: Influence of development targets on the CO₂ equivalents in the manufacturing phase of the BMW iX xDrive45 Touring

2.4. FURTHER ENVIRONMENTAL IMPACT CATEGORIES.

Table 1 shows the CO₂ equivalents of the BMW iX xDrive45, which is expressed in CO₂e as well as other significant environmental impact categories with percentage contributions in the life cycle phases:

- The primary energy demand from renewable and non-renewable resources. In other words, the primary energy (e.g. coal, solar radiation) required to generate usable energy and to produce materials.
- Abiotic – i.e. non-living – resource consumption measures the scarcity of resources. The scarcer an element and the higher the consumption, the higher the contribution to Abiotic depletion potential (ADPelem.).
- The photochemical ozone creation potential (POCP) measures ground-level ozone formation (e.g. summer smog) by emissions.
- The acidification potential (AP) quantifies and evaluates the acidifying effect of specific emissions.
- The eutrophication potential (EP) describes the undesirable introduction of nutrients into water bodies or soils (eutrophication).
- Nitrogen oxides (NO_x) contribute, among other things, to the formation of particulate matter and ozone. NO₂, for example, is an irritant gas.
- Emitted particles combine particles of different sizes.



Tab. 1: Environmental impact categories with percentage contributions in the life cycle phases of the BMW iX xDrive45

3. PRODUCTION AND WATER DEMAND.

For the BMW iX xDrive45, the relevant production sites are Dingolfing, Landshut and Berlin. The assembly of the complete vehicle as well as the assembly of the electric drive components takes place at the Dingolfing site. This is where the union of motor, power electronics and electric machine transmission is formed and the vehicle is assembled. Individual add-on parts of the body are delivered from the Landshut plant; the brake discs from the Berlin plant.

All three sites obtain their entire external electricity requirements from renewable energy sources, for example using guarantees of origin. The BMW Group only purchases certificates of renewable energy for which the production is not subsidised. This excludes the possibility of double counting. In addition, electricity is also generated from renewable energy sources on the factory premises. The heat demand is covered by natural gas, heating oil and heat from combined heat and power (CHP) plants.

Many production processes, such as painting the vehicles, require a lot of water. The average potable water consumption in 2024 across all global production sites was 1.67 m³* per new vehicle.

*Source: <https://www.bmwgroup.com/en/report/2024/index.html>
The specifications regarding water demand do not form part of the LCA.



4. RECYCLING OPTIONS AT THE END OF THE LIFE CYCLE.



BMW considers the impact on the environment over the entire life cycle of a new vehicle. From production to use, servicing and recycling. Efficient recycling is planned as early as in the development and production stages. "Design for recycling" is applied and ensures efficient recycling of end-of-life vehicles. One example is the complete and simple removal of the operating fluids (e.g. refrigerant).

It goes without saying that BMW automobiles worldwide meet the legal requirements for the recycling of end-of-life vehicles, components and materials. In relation to the entire vehicle, at least 85% of materials are recycled and, including thermal utilisation, at least 95% as stipulated by legal requirements (European End-of-Life Vehicles Directive ELV 2000/53/EC).

End-of-life vehicles are recycled in recognised disassembly facilities. The BMW Group and its national sales companies have established a network recycling at more than 2,800 collection points in 30 countries worldwide. The four stages of recycling include controlled return, pre-treatment, disassembly and recycling of the remaining vehicle.

The statements and specifications on this page do not form part of the LCA.

5. SOCIAL RESPONSIBILITY IN THE SUPPLY CHAIN.



Compliance with environmental and social standards in the supplier network is the declared goal of the BMW Group. This includes respect for human rights and diligence in the extraction of raw materials.

We source components, materials and services from many manufacturing and delivery locations worldwide. We pass on social and environmental due diligence obligations as part of contractually binding sustainability standards. We counter identified risks in the network with prevention, enabling and remedial measures. They are systematically embedded in our processes.

In critical supply chains, corporate due diligence is a particular challenge. This is due to the complex tracing of raw material sources to ensure the necessary transparency. That is why we buy the lithium for the BMW iX xDrive45 directly from the producers. This is a key component that we make available to suppliers. In this way, the origin and extraction methods of the raw materials are fully traced.

Further information on auditing and improving environmental and social standards in the extraction and processing of raw materials can be found here:

<https://www.bmwgroup.com/en/sustainability/our-focus/environmental-and-social-standards/supply-chain.html>

The statements and specifications on this page do not form part of the LCA.

6. EVALUATION AND CONCLUSION.

The BMW iX xDrive45 has established a combination of progressive elegance and locally emission-free driving pleasure.

The independent TÜV Rheinland Energy & Environment GmbH validated a life cycle assessment of the BMW iX xDrive45 showing the measures taken to reduce its environmental impact.

